


Energy Consumption and Greenhouse Gas Emissions Reporting - for 2019

Confirm consecutive 12-mth period (mth-yr to mth-yr)	Jan/2019 - Dec/2019
Sector	Acute/Chronic Hospital
Agency Sub-sector	Public Hospital
Organization Name	Ottawa Royal Ottawa Health Care Group

Operation Name	Operation Type	Address
Royal Ottawa Mental Health Cen	Facilities used for hospital purposes	1145 Carling Avenue

City	Postal Code	Total Floor Area	Unit	Avg hrs/wk	Electricity Quantity	Electricity Unit
Ottawa	K1Z 7K4	38,829.00	Square meters	168	1,897,910.00000	kWh




Natural Gas Quantity	Natural Gas Unit	Fuel Oil 1 & 2 Quantity	Fuel Oil 1 & 2 Unit
-----------------------------	-------------------------	------------------------------------	--------------------------------


1,763,520.00000 Cubic Meter



Fuel Oil 4 & 6 Quantity	Fuel Oil 4 & 6 Unit	Propane Quantity	Propane Unit	Coal Quantity
----------------------------	------------------------	---------------------	-----------------	------------------



Coal Unit	Wood Quantity	Wood Unit	District Heating Quantity	District Heating Unit
----------------------	--------------------------	----------------------	--------------------------------------	----------------------------------




Renewable?	If Yes, enter Emission Factor	District Cooling Quantity	District Cooling Unit
-------------------	--	--------------------------------------	----------------------------------

Renewable?	If Yes, enter Emission Factor	GHG Emissions (Kg)	Energy Intensity (ekWh/sqft)
------------	----------------------------------	--------------------	------------------------------

3,391,993.53847

49.38415



Building / Operation Identifier	Comments
---------------------------------	----------